

Stock Ticker: 6831

**Taiwan Microloops Corp.**  
**Investor Conference**  
**2025 Financial Results and Outlook**

**March 27, 2026**

# Disclaimer

**The content of this report is based on currently available information, and the financial or related information contained herein may include statements regarding the future prospects of the Company and its subsidiaries. These statements are subject to significant risks and uncertainties that may cause actual results to differ materially from those originally stated. The Company hereby declares that the content in this report is published solely for information circulation purposes and does not constitute investment advice. The Company assumes no responsibility for the accuracy or completeness of the report content, or any damages arising from the use of this report content.**

# CONTENTS

**01 | Company Overview**

**02 | Product Applications**

**03 | Financial Information**

**04 | Future Outlook**

**05 | Q & A**



# 01 | Company Overview

# About Microloops

◆ Establishment Date/Public Offering Date

November 8, 2002/November 25, 2025

◆ Paid-In Capital

NT\$ **675** Million

◆ Chairman/President/Senior Vice President/Spokesperson

Mr. **Yuan-Shan Chao** / Mr. **Chun-Hung Lin** / Mr. **Chien-Heng** / Mr. **Shih-Wen Lin** (Assistant Vice President)

◆ Main Business Operations

Research, development, manufacturing, and sales of thermal modules

◆ Company Address

**Taiwan Microloops Corp.**

11 F., No. 788, Zhongzheng Rd., Zhonghe Dist., New Taipei City

**Huizhou Huiliqinn Technology Co., Ltd**

1-5Fl., (Building 1), No. 1, Chenjiang Street, Nantong Road, Zhongkai High-tech Industrial Park, Huizhou City, Guangdong Province, China

**Vietnam Subsidiary**

Building No. 3-5, Area A1, Ming De Industrial Park, Yang Hao Fang, Hsin An Province, Vietnam ;

Room 2126, 21st Floor, Capital Building, 109 Tran Hung Dao Street, Cua Nam Ward, Hanoi, Vietnam

◆ Company Website

[www.microloops.com](http://www.microloops.com)

# Group Organizational Structure

## Taiwan Microloops Corp.

- ◆ Headquarters:  
Sales/R&D Center
- ◆ Location: Taiwan

## Microloops Technology (SAMOA) Corp

- ◆ Subsidiary: Investment  
Holding Company
- ◆ Location: Samoa
- ◆ Shareholding Ratio: 100%

## Microloops Vietnam Corp Company Limited

- ◆ Subsidiary: Manufacturing  
Center/Sales Office
- ◆ Location: Vietnam
- ◆ Shareholding Ratio: 100%

## Huizhou Huiliqinn Technology Co., Ltd.

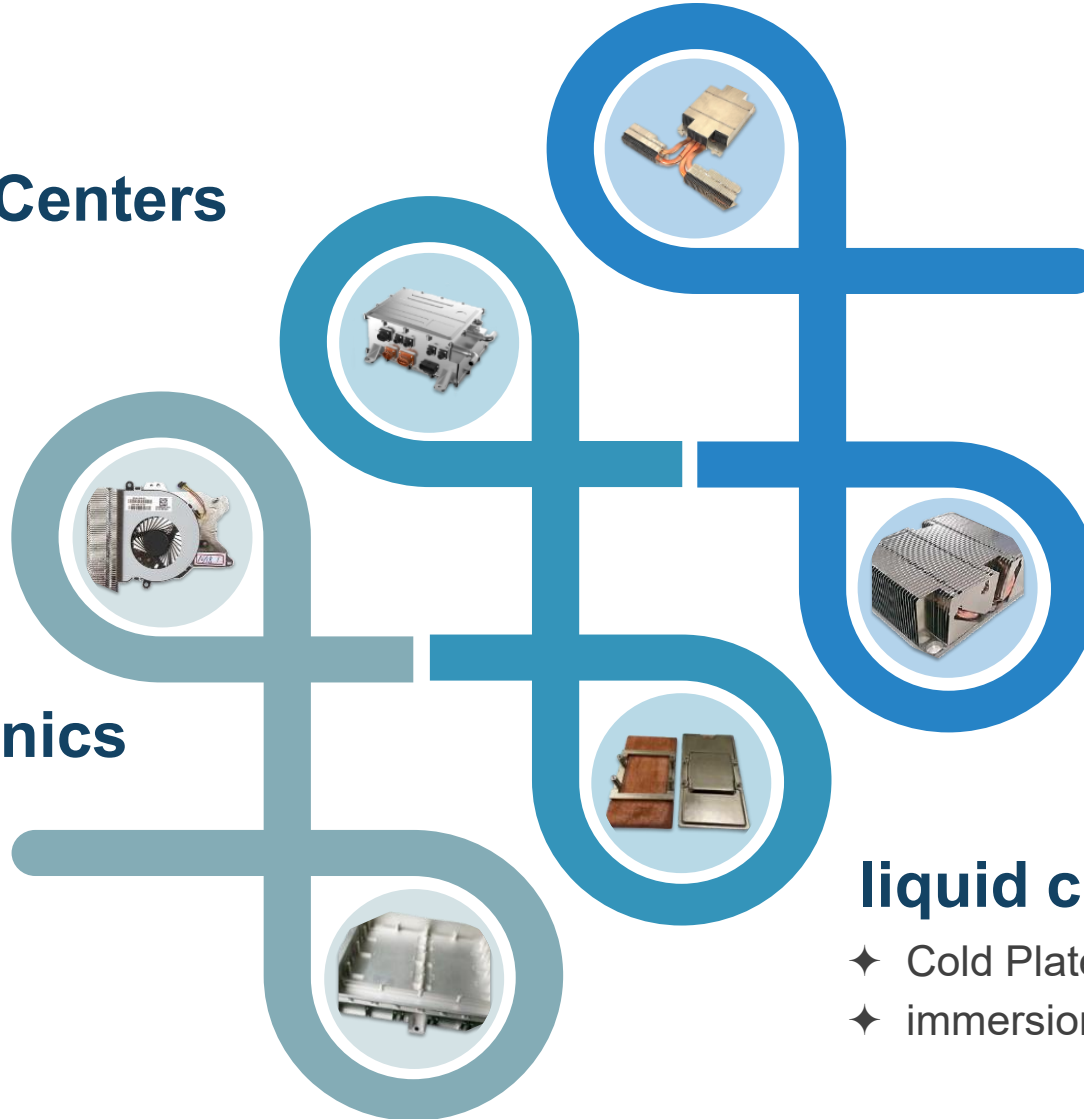
- ◆ Sub-Subsidiary:  
Manufacturing Center/Sales  
Office
- ◆ Location: China
- ◆ Shareholding Ratio: 100%

## 02 | Product Applications

# Main Products and Applications

## Servers and Data Centers

- ◆ GPU thermal systems
- ◆ Network Interface Card
- ◆ AI accelerator cards



## Consumer Electronics

- ◆ Notebooks
- ◆ High-end graphics cards

## 5G Applications and Network Communications

- ◆ 5G base station antenna modules and baseband modules
- ◆ Network switches

## liquid cooling systems

- ◆ Cold Plate
- ◆ immersion liquid cooling

# 03 | Financial Performance

# Quarterly Condensed Statement of Comprehensive Income

(Unit:NT\$ Thousand)

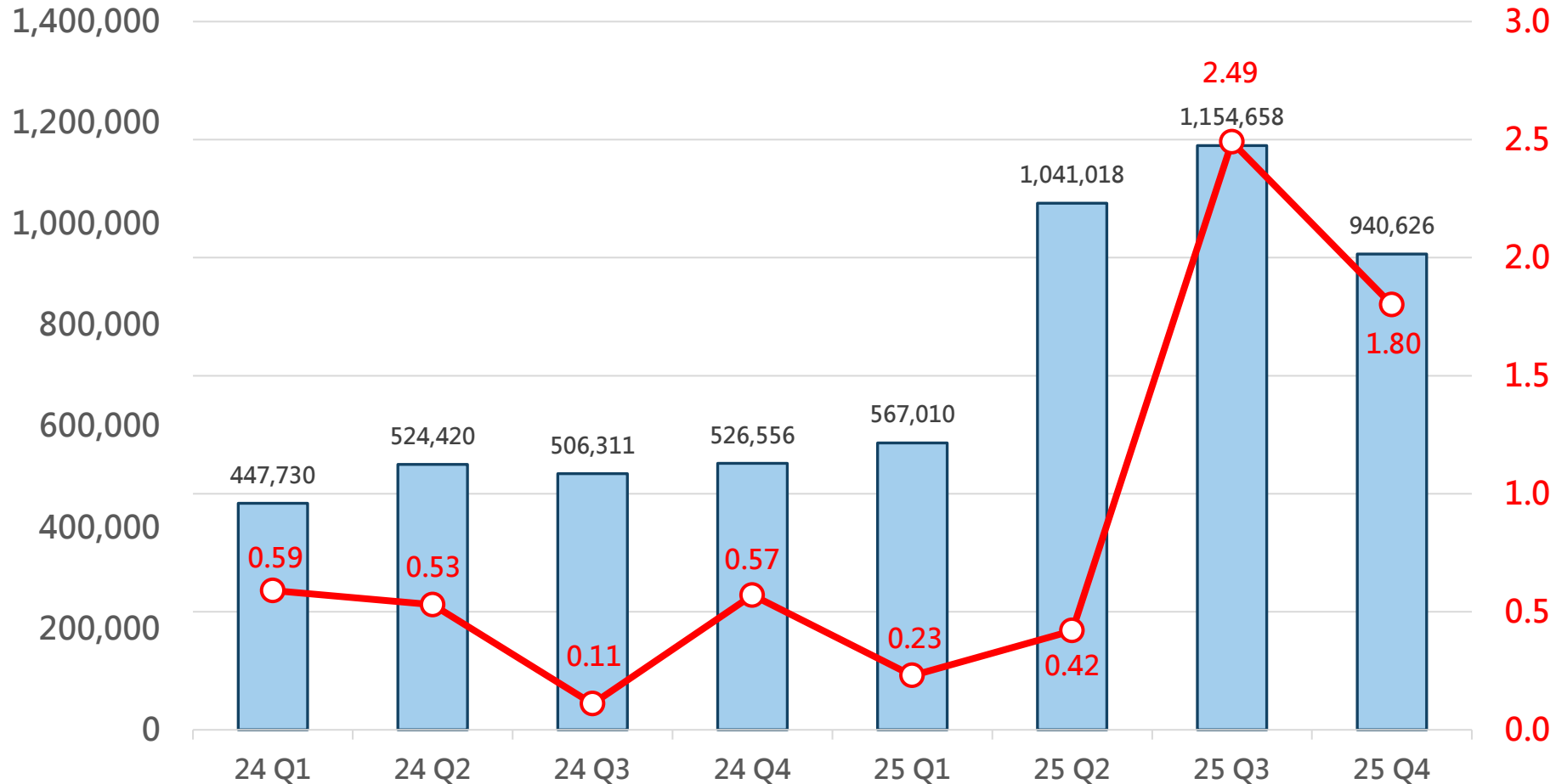
Account Title	25Q1	25Q2	25Q3	25Q4	2025
Revenue	567,010	1,041,018	1,154,658	940,626	3,703,312
Operating cost	448,005	831,673	833,965	721,294	2,834,937
Gross income	119,005	209,345	320,693	219,332	868,375
Operating expense	(96,673)	(99,011)	(108,140)	(138,400)	(442,224)
Operating income	22,332	110,334	212,553	80,932	426,151
Non-operating income and expense	(5,568)	(69,363)	(8,492)	5,714	(77,709)
Net income for the period	13,411	25,383	149,306	112,567	300,667
Earnings per share	0.23	0.42	2.49	1.80	4.94

# Quarterly Revenue and EPS

(Unit: NT\$ Thousand)

Quarterly Revenue    EPS (NTD)

(Unit:NT\$ Thousand)

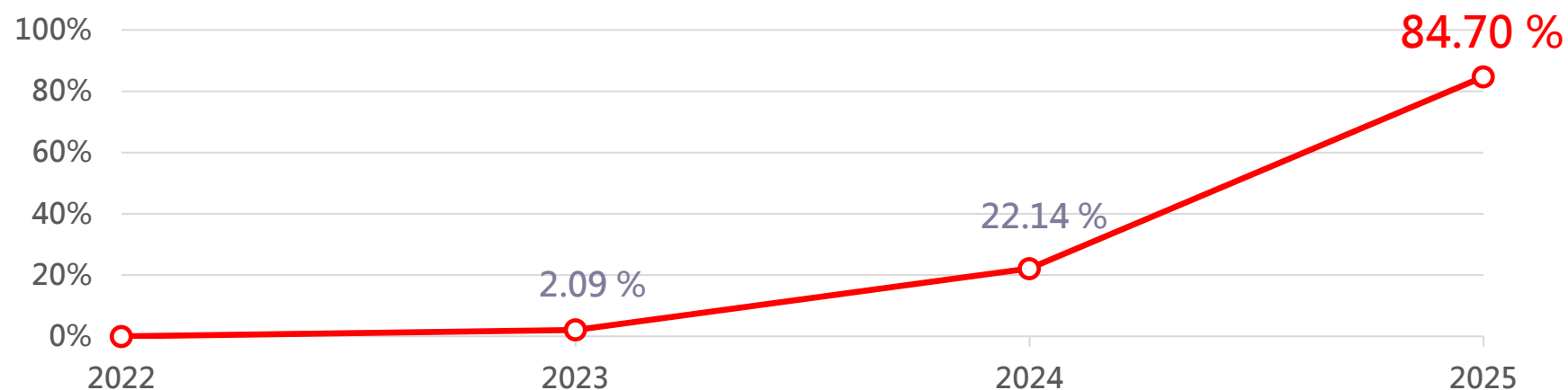


# YoY Revenue Growth

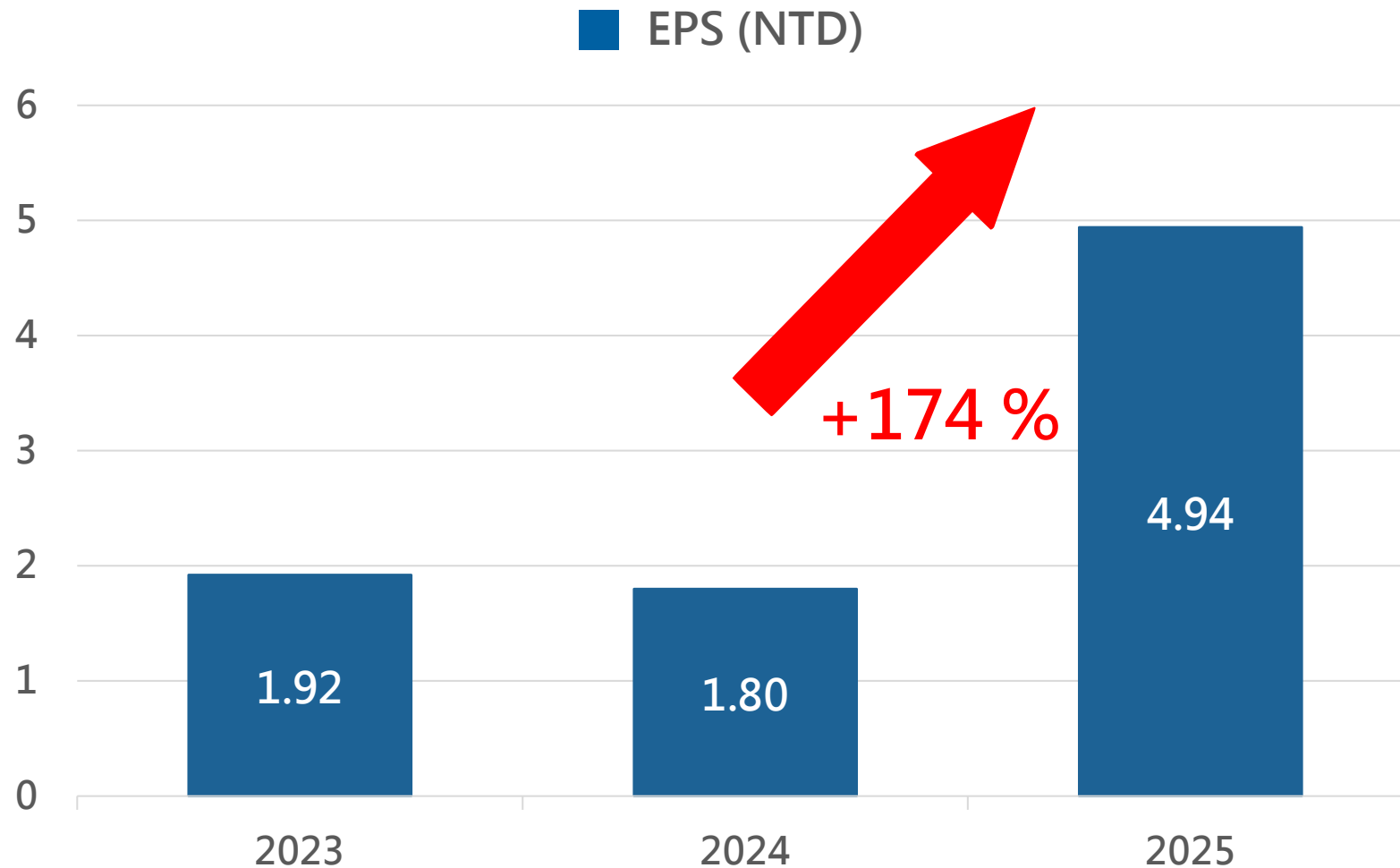
(Unit: NT\$ Thousand)

Account Title	2023	2024	2025
Revenue	1,641,580	2,005,017	3,703,312
Gross income	383,484	462,803	868,375
Operating income	109,006	127,444	426,151
Net income for the period	103,423	105,936	300,667
EPS (NTD)	1.92	1.80	4.94

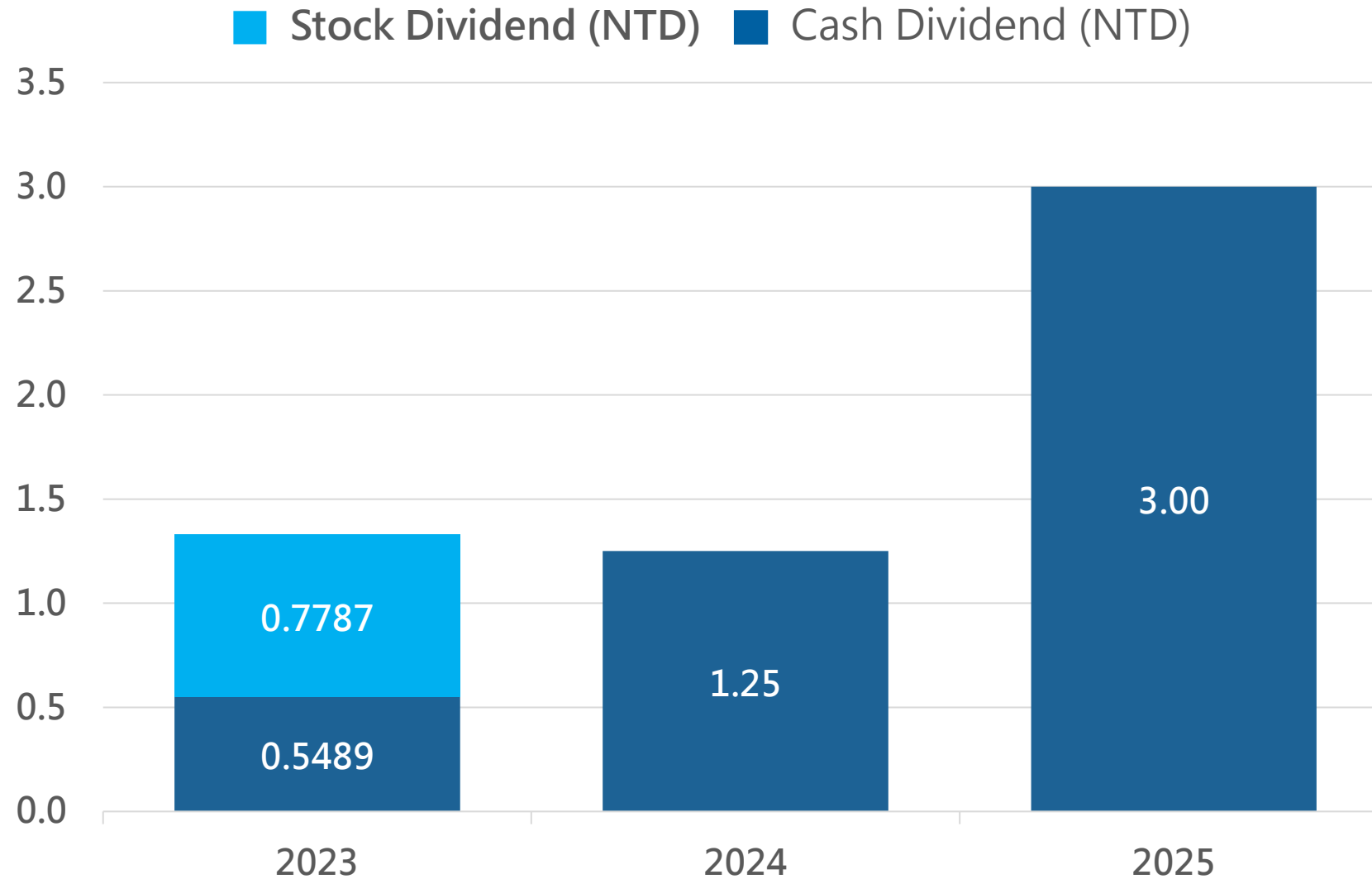
## Revenue YoY



# Earnings Per Share



# Dividend Distribution



# 04 | Future Outlook

# Future Outlook

- ❖ Vietnam expansion to support future capacity growth.
- ❖ Accelerating International CSP Acquisition to Fuel Market Expansion.
- ❖ AS AI server demand continues to ramp up, we expect an increasing revenue contribution and a sustained positive operational trajectory.

**Q & A**

**THANKS!**