

Stock Code: 6831

Taiwan Microloops Corp.

2025 First Investor Conference

Disclaimer

The content of this report is based on currently available information, and the financial or related information contained herein may include statements regarding the future prospects of the Company and its subsidiaries. These statements are subject to significant risks and uncertainties that may cause actual results to differ materially from those originally stated. The Company hereby declares that the content in this report is published solely for information circulation purposes and does not constitute investment advice. The Company assumes no responsibility for the accuracy, completeness of the report content, or any damages arising from the use of this report content.

CONTENTS



- 01 | Company Overview
- 02 | Products and R&D
- 03 | Operating Performance
- 04 | Financial Information
- 05 | Q&A

01 | Company Overview

About Microloops

Establishment Date/Public Offering Date/OTC Date

November 8, 2002/March 11, 2021/August 11, 2021

Paid-in capital

NT\$600,000,000

Chairman/General Manager/Spokesperson/Deputy Spokesperson

Mr. Chao Yuan-Shan/Mr. Lin Chun-Hung/Mr. Lin Chi-Wen
(Manager)/Mr. Chen Chian-Heng (Vice President)

Main Business Operations

Thermal module research, development, manufacturing and sales

Company Address

Taiwan Microloops Corp.

11F., No. 788, Zhongzheng Road, Zhonghe District, New Taipei City

Huizhou Huiliqinn Technology Co., Ltd.

1-5Fl., (Building 1), No. 1, Chenjiang Street, Nantong Road, Zhongkai
High-tech Industrial Park, Huizhou City, Guangdong Province, China

Company Website

www.microloops.com

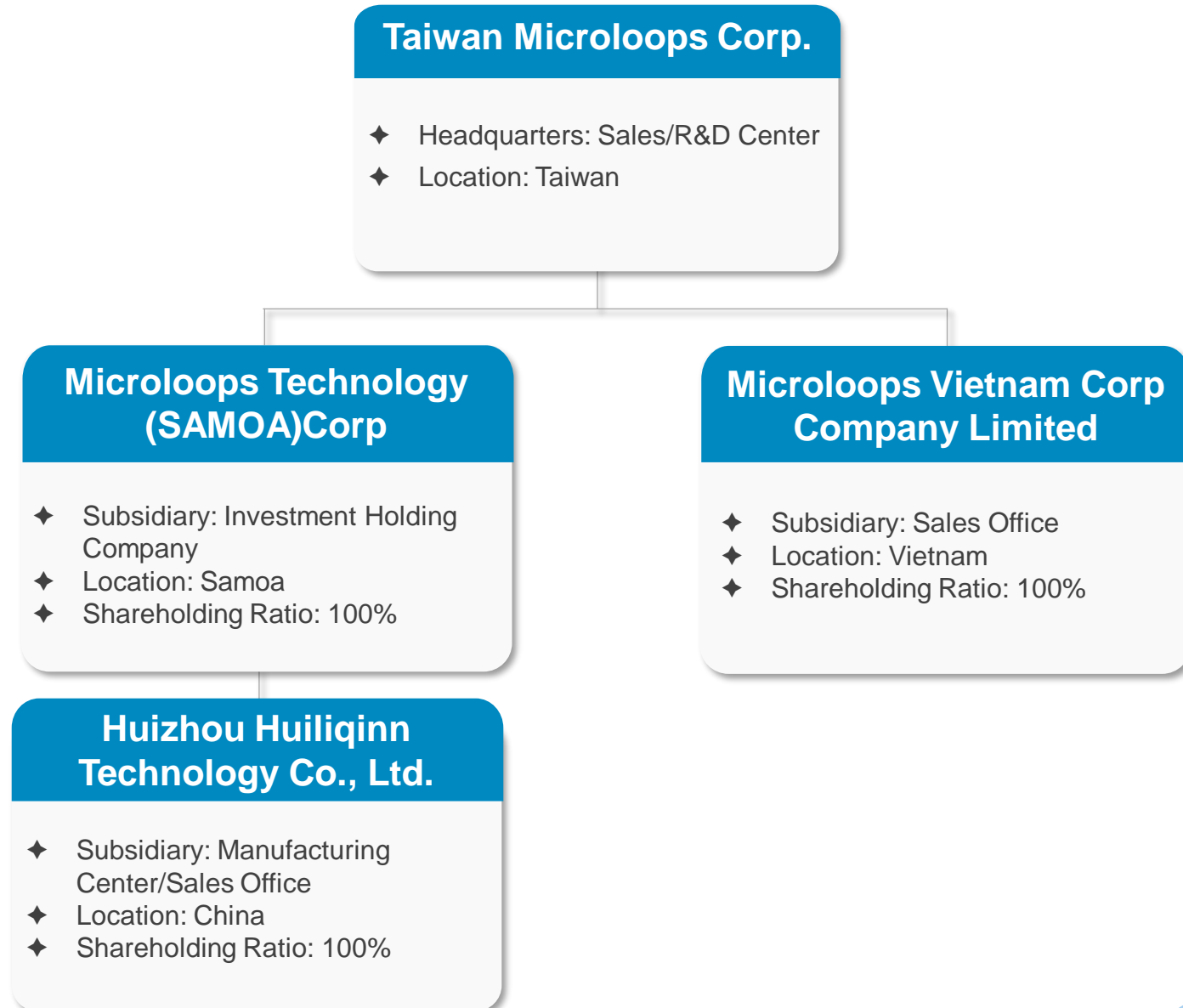
Lead Underwriter & Stock Transfer Agent

Horizon Securities Corporation

Certified Public Accountants

KPMG Taiwan - CPA Huang Yung-Hua/CPA Yu Sheng-Ho

Group Organizational Structure



02 | Products and R&D

Main Products and Applications

Product

5G Applications and Network Communications

- ◆ 5G base station cooling system (including antenna modules and baseband modules)
- ◆ Network switch cooling system

Servers and Data Centers

- ◆ AI GPU/AI ASIC cooling system
- ◆ IoT real-time data processing cooling systems
- ◆ AI accelerator cards cooling system



Consumer Electronics

- ◆ Notebooks cooling system
- ◆ High-end graphics cards cooling system

Others

(Includes liquid-cooled servers and automotive liquid cooling systems)

- ◆ CDU single/dual-direction immersion liquid cooling system
- ◆ Automotive electronic control modules cooling system




The Goals

- ◆ **Short-term**
Deepen and expand product lines, focus on existing product lines as the main force, maintain current production line capacity utilization and continuously strengthen the scale of factory automation.
- ◆ **Medium to Long-term**
New industry and new customer development, CSP and diversified development, develop niche markets and niche products.

Objective

New Product - 3DVC Applications




NVIDIA H100



AWS MX1

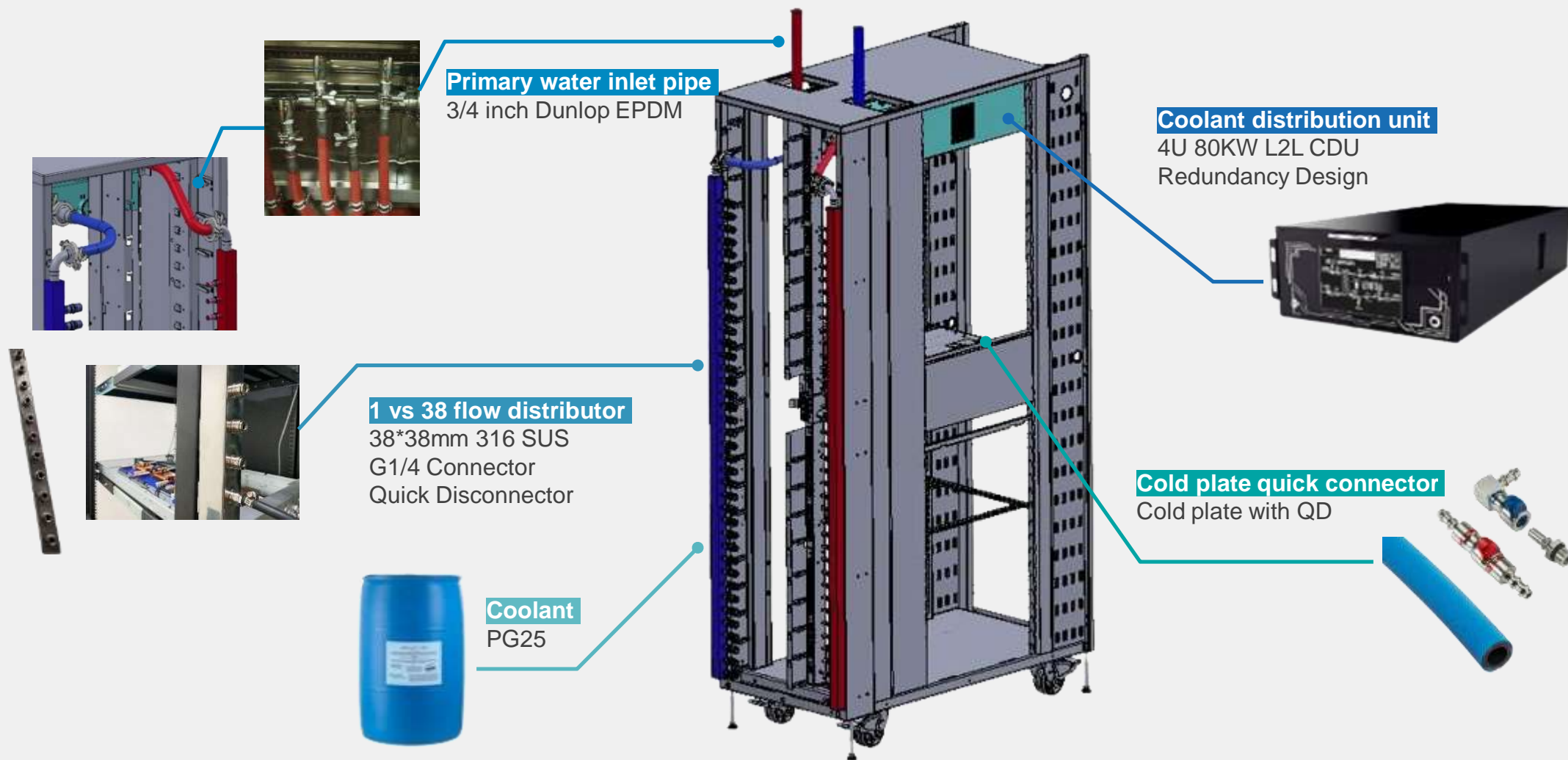


Intel Gaudi 3



AMD MI 300

New Product - Liquid Cooling Applications



New Product - Immersion Applications

(Co-developed with Intel)



Microloops & Intel Advanced Thermal
Technology Joint Laboratory

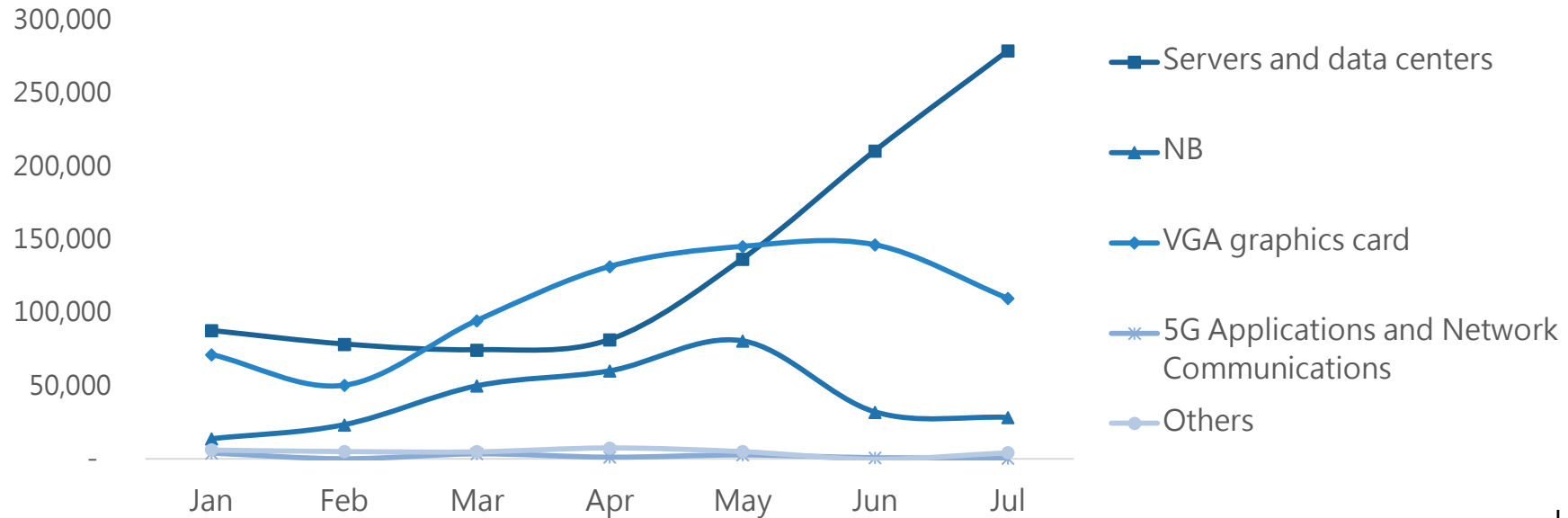


12U 15KW immersion liquid cooling tank
Fluid: Synthetic Oil (PAO Family)

03 | Operating Performance

Product Mix

Revenue by Product



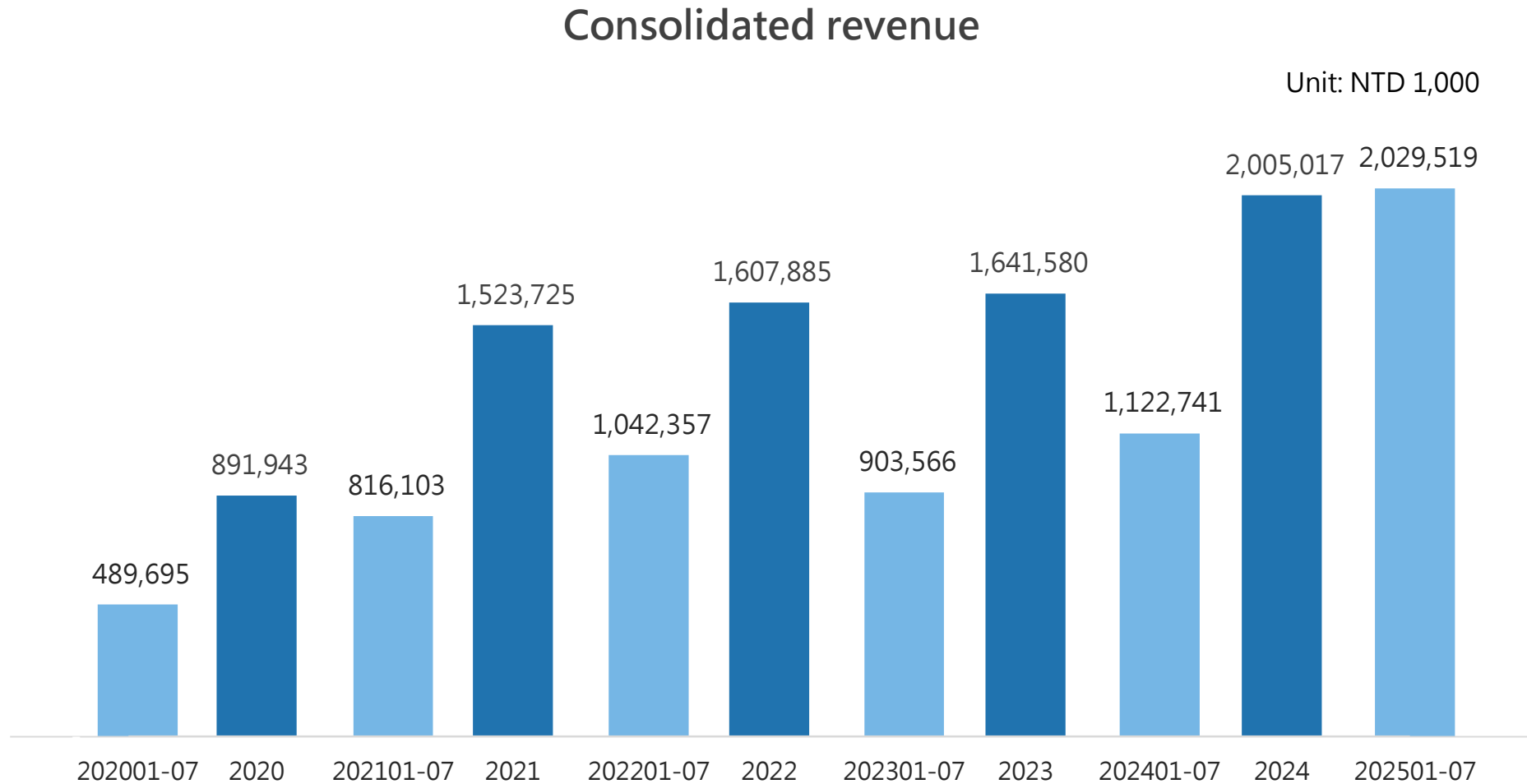
Unit: NTD 1,000

Product Category	Jan	%	Feb	%	Mar	%	Apr	%	May	%	Jun	%	Jul	%	Total	%
Servers and data centers	87,675	48%	78,431	50%	74,538	33%	81,456	29%	136,629	37%	210,619	54%	278,758	66%	948,107	47%
NB	13,668	7%	23,270	15%	49,828	22%	60,069	21%	80,619	22%	32,007	8%	28,241	7%	287,702	14%
VGA graphics card	71,270	39%	50,219	32%	94,519	42%	131,379	47%	145,086	39%	146,167	38%	109,609	26%	748,249	37%
5G Applications and Network Communications	3,972	2%	(1)	0%	3,430	1%	1,090	0%	2,667	1%	721	0%	584	0%	12,463	1%
Others(Note)	6,129	4%	5,125	3%	4,936	2%	7,647	3%	5,082	1%	(219)	0%	4,300	1%	32,998	1%
Total	182,713	100%	157,045	100%	227,251	100%	281,642	100%	370,083	100%	389,294	100%	421,491	100%	2,029,519	100%

Note : including liquid-cooled servers and automotive liquid-cooling systems

04 | Financial Information

Consolidated Revenue Growth Trend



Statement of Comprehensive Income

Unit: NTD 1,000

Item	Jan–Mar 2025	Apr–Jun 2025	QoQ	
Operating revenue	567,010	1,041,018	474,008	83.60%
Gross profit	119,005	209,345	90,340	75.91%
Gross profit margin (%)	20.99%	20.11%	(0.88)%	(4.19)%
Operating expense	96,673	99,011	2,338	2.42%
Operating net profit	22,332	110,334	88,002	394.06%
Non-operating income/expenses (net)	(5,568)	(69,363)	(63,795)	1,145.74%
Net income before tax	16,764	40,971	24,207	144.40%
Net profit attributable to wwners of the parent	13,411	25,383	11,972	89.27%
Net profit margin (%)	2.37%	2.44%	0.07%	3.09%
Earnings Per Share (NT\$)	0.22	0.42	0.20	90.91%

Note: All financial data above has been audited/reviewed and certified by CPAs

Condensed Statement of Financial Position

Unit: NTD 1,000

Item	2025.03.31	2025.06.30	QoQ	
Current assets	1,896,785	2,386,063	489,278	25.80%
Non-current assets	1,246,312	1,176,067	(70,245)	(5.64)%
Total assets	3,143,097	3,562,130	419,033	13.33%
Current liabilities	1,367,148	1,848,062	480,914	35.18%
Non-current liabilities	254,712	221,712	(33,000)	(12.96)%
Total liabilities	1,621,860	2,069,774	447,914	27.62%
Equity attributable to owners of the parent	1,521,237	1,492,356	(28,881)	(1.90)%
Total shareholders' equity	1,521,237	1,492,356	(28,881)	(1.90)%

Note: All financial data above has been audited/reviewed and certified by CPAs

05 | Q&A

Thanks a lot!